



## Seattle ASG Newsletter for July 2023, Volume 25, Number 7



### FROM OUR CHAPTER PRESIDENT

The Greater Seattle Chapter of the American Sewing Guild does not run automatically—there is a lot of thought and planning to make our events both fun and educational. The National organization sponsors us and gives us guidelines, but the bulk of the work is done by the “CAB”. No, it’s not a taxi service! CAB means “Chapter Advisory Board”, consisting of three positions elected by the membership and several more positions appointed by the President and approved by the other CAB members. If you are curious about the current CAB members, you can check out the section in the Greater Seattle website that has photos and job descriptions for our current CAB. To get there, log into [www.seattleasg.org](http://www.seattleasg.org) and then log into the “Membership” section. Once you are into the guts of our site, look for a listing for “CAB”, which will show you the current names and titles of CAB members. The cool thing is if you click on someone’s name, you will see their photo and a description of their job. The positions on CAB are not forever—people cycle onto the CAB and off again when they hit term limits. Our elections happen each fall—this year’s vote will be online or in-person at our Annual Meeting in November. We are constantly talking to our regular members about the opportunities and needs of the Chapter so that we can recruit good board members. Currently, the CAB meets monthly via ZOOM. In previous years, the meetings were spaced farther apart, but COVID-19 challenges meant that we needed to keep a very close eye on the organization so that we could minimize the loss of members (and money) that came with pandemic precautions. I am happy to report that our Chapter weathered the challenge with very little diminution; we are nearly as big as we were in 2019 and our treasury is healthy. Do you want to know more about the nitty and gritty of running a successful chapter? Contact [secretary@seattleasg.org](mailto:secretary@seattleasg.org) to request copies of the minutes of our meetings.

Carolyn Pauw Barden



## LINKS TO CHAPTER AND ASG WEBSITES

**Greater Seattle ASG** [www.seattleasg.org](http://www.seattleasg.org)

**American Sewing Guild** [www.asg.org](http://www.asg.org)

### Facebook

**Page** <https://www.facebook.com/groups/247194862603864/>

**Instagram** If you would like to share your work, new techniques learned, or just something your super excited about that you have created, share it with us! Please send 1-3 photos with your name and a brief description about what you did or learned! Two ways to share you can email your submissions to [seattleasgsubmissions@gmail.com](mailto:seattleasgsubmissions@gmail.com) or you can text them to 425-606-4001



## CHAPTER RETREATS

**Last Chance to Register for  
Summer 3 – Day Retreat**

**Friday, Saturday and Sunday  
July 21<sup>st</sup>, 22<sup>nd</sup> and 23<sup>rd</sup>**



We have a few spots available for the weekend of July 21<sup>st</sup>, 22<sup>nd</sup>, and 23<sup>rd</sup>, 9am to 5 pm each day. This day only retreat is held at **Quilting Mayhem** in downtown Snohomish. You don't need to quilt to attend, in fact at previous retreats held at Quilting Mayhem we had members machine embroidering away. Toddler clothes, baby drool bibs, pjs, skirts, dresses, aprons, quilts, and more all being worked on by our sewing friends. Bring your own sewing machine, projects, and supplies to work on. Quilting Mayhem provides tables, surge protectors, chairs, irons, and ironing boards.

The cost for this retreat is **\$40** for 2 days or **\$50** for all 3 days. If you are registering for 2 days, please email Fran at [retreats@seattleasg.org](mailto:retreats@seattleasg.org) to let her know which 2 days you plan on attending (Friday/Saturday or Saturday/Sunday). You can bring your lunch with you or take a break and visit one of the local restaurants.

## Registration

Registration is easy, just click the link below. *We will take registrations in the order they are received, if we are overbooked Fran will contact you and a refund will be issued.* To ask any questions or be added to the waiting list, email Fran at [retreats@seattleasg.org](mailto:retreats@seattleasg.org).

**3 Days - Quilting Mayhem Day Retreat, July 21-23, 9 AM - 5 PM (\$50)**

<https://buy.stripe.com/9AQ02r8kw1EzgyQ4gC>

**2 Days - Quilting Mayhem Day Retreat, July 21-23, 9 AM - 5 PM (\$40)  
Friday/Saturday or Saturday/Sunday**

<https://buy.stripe.com/cN29D10S40AvaaseV>

**Note:** You can also pay by logging into the ASG website <https://seattleasg.org> and checking under the Events tab.

If you have questions, please email Fran at [retreats @seattleasg.org](mailto:retreats@seattleasg.org) or give her a call 425-231-4426.



## Save the Date- Camp Huston 2023



Video Tour [Camp Huston grounds and sewing area. - Greater Seattle ASG | Facebook](#)


If your idea of pure bliss is sewing uninterrupted with your sewing friends, taking breaks to take a walk, nap or read a book, (bonus no cooking, no dishes) come join us for the 2023 Fall Camp Huston Retreat! Gather up your sewing supplies, fabrics, patterns, and sewing machines and head to Camp Huston in Gold Bar.

**4-days/3-nights:** September 28<sup>th</sup> – October 1<sup>st</sup>, 2023.

**3-days/2-nights:** September 29<sup>th</sup> – October 1<sup>st</sup>, 2023.

Registration/payment information will be sent out in an email mid-July and be in our August Newsletter.

If you have questions, please email Fran at [retreats@seattleasg.org](mailto:retreats@seattleasg.org).



## EDUCATION AND EVENTS



# Jeans: Getting Your Best Fit + Tulip Pocket and Hem Details

With Helen Bartley

Saturday, July 15, 1:30pm-3:30pm

Join Helen Bartley via Zoom on Saturday, July 15<sup>th</sup>, 1:30-3:30pm for a discussion on how to get your best jeans fit by choosing the right pattern size based on your fabric, fit, and style preferences. Learn the basic principles of fitting jeans using the Palmer/Pletsch Tissue-Fitting Method and watch Helen demonstrate each step in making tulip pockets and hem so you can add this popular designer touch and elevate your next pair of jeans!

Helen learned sewing at her mother's knee, has devoted much of her life to it, and is the author of Fit and Sew Custom Jeans: Classic and Creative Techniques for Modern Patterns (Palmer/Pletsch Publishing, 2021). She studied textiles, fashion design and clothing construction at Eastern Washington University and is now a Palmer/Pletsch Certified Sewing Instructor and corporate educator teaching pants, knits and fit workshops in Portland, Oregon. She served as technical editor for Knits for Real People and as contributor, garment maker, and model for both that book and the highly regarded The Palmer/Pletsch Complete Guide to Fitting. Her extensive research combined with her education and teaching experience has made her an expert in the best ways to fit jeans and the easiest construction techniques. Helen Bartley knows jeans!

Can't make it on July 15<sup>th</sup>? A recording of the session will be available to registered participants to watch for three weeks after the event.

## Sign up information for the Helen Bartley Class

Space is limited so register today!

Class Date: July 15<sup>th</sup>

Class Time: 1:30-3:30

Registration link:

<https://buy.stripe.com/00geXI30c0Av210aEX>

Class Topic: Tulip Pocket and Hem Details

Class price for ASG members is \$25


Non-members may email

[edu\\_events@seattleasg.org](mailto:edu_events@seattleasg.org) for registration information.

**Registration will close on this event July 13th.**



**LAUGH A LITTLE**





## FALL FASHION FLING

### Fabric Collage a la Koos

#### With MARLA KAZELL

Explore the Fabric Collage techniques used by designer Koos van den Akker and learn to combine a variety of fabrics and fibers into a WORK OF ART!

Marla will explain the process of putting together a collage and demonstrate how to make and shape bias tape, create origami texture, how to do the slicing technique and much more. See how to effectively combine colors, textures, prints, plaids and stripes using silk, rayon, linen, cotton, wool and synthetic fabrics. You will be ready to create your own masterpiece!

Sample garments including jackets, coats, tops, dresses and accessories will offer a variety of design options.

#### SUPPLY LIST

To practice the various techniques in class, you will create a small sampler piece. If you want to use your sample to create an apron, tote bag or pillow, select a base piece large enough to cut out your pattern piece.

Fabric: for the simple tote bag Marla will be using an approximately 18" x 28" piece of fabric for the base/lining. The wrong side of this base fabric will be covered by your collage. Prints or textures work best. Quilting weight is fine but consider wool, linen, heavier cotton or light weight home dec fabric. Explore your fabric stash and collect a variety of fabrics, colors and textures that inspire you and give you a direction for the collage. The right side becomes the "lining" or "reverse" side of the collage.

4 - 6 or MORE fabrics for collage, an 1/8 - 1/4 yard each or scrap pieces. 1 or 2 fabrics for bias tape, 1/4 - 1 yard each - natural fibers work best. Thread - choose colors that blend into your base fabric and bias tape fabrics.



## EQUIPMENT

Sewing machine and accessories. Basic sewing supplies, shears, pins, marker, straight ruler with a bias line or triangular ruler with a 45 degree angle.

Optional Supplies:

Spray Adhesive - (Sulky KK 2000)

Newspaper - tissue paper to protect fabric when using the spray adhesive  
Steam-A-Seam or other fusible web for appliqué.

Yarns, narrow ribbon or trims for Couching

Bias tape makers, 1/4", 1/2", 3/4", 1"

Clover Slash Cutter

NOTE: Bias tape, tape makers and Slash Cutters along with other notions and tools will be available for purchase at the class.

Choose a piece of base fabric that inspires you and offers direction and purpose in the garment or accessory you imagine using it in. Collect fabrics that blend or harmonize but don't have to match exactly. A common color in different prints works well in a collage. Cut stripes and plaids on the bias or use only 1 motif of a print. Different scales of florals, prints, plaids, and stripes can be effective. Choose fabrics with texture and pattern over solids. They blend together better. Silk chiffon and rayon batik are very useful for the slicing technique.

September 30, 2023 at the Kitsap Convention Center in Bremerton. The fee for ASG members is \$50.00. The fee for non members is \$110.00 including a year's membership to ASG. Please see the Program details in the attached file.

Registration forms will soon be available. If you have any questions contact:

Kim Vogley, VP Education:

925-963-9921, [krvnwj@gmail.com](mailto:krvnwj@gmail.com)



New Members

Denise Hill  
Stephanie Hitzroth

Lynnwood  
Bellevue



## NEIGHBORHOOD & SPECIAL INTEREST GROUPS

You are always welcome to attend any of these groups. Reach out for more information.

### **Bellevue**

When: First Monday of every month, 4:00 PM – 5:30 PM

Where: **Quality Sewing and Vacuum**, 4315 NE 20<sup>th</sup> St., Bellevue

E-mail: [bellevueng@seattleasg.org](mailto:bellevueng@seattleasg.org)

### **Everett**

When: Third Monday of every month, 4:00 PM – 5:30 PM

Where: **Quality Sewing and Vacuum**, 1201 SE Everett Mall Way #A, Everett

E-mail: [everettng@seattleasg.org](mailto:everettng@seattleasg.org)

### **Greater Seattle ASG Zoom**

When: Second Saturday of every month, 10:00 AM

Where: Zoom

E-mail: [suetripp98@seattleasg.org](mailto:suetripp98@seattleasg.org)

### **North Seattle**

When: Third Sunday every Month, 1:00 PM – 3:00 PM

Where: Greenwood Senior Center, 525 N 85<sup>th</sup> St., Seattle

E-mail: [northseattleng@seattleasg.org](mailto:northseattleng@seattleasg.org)

### **Skagit Valley**

When: Second Monday of every month, 3:30 PM – 5:30 PM

Where: **Quality Sewing and Vacuum**, 426 E College Way, Mount Vernon

E-mail: [skagitvalleyng@seattleasg.org](mailto:skagitvalleyng@seattleasg.org)

### **West Seattle**

When: Third Saturday of every month, 10:00 AM – 12:00 PM

Where: Barbara O'Steen's Home, 4364 SW Cloverdale St., Seattle

E-mail: [westseattleng@seattleasg.org](mailto:westseattleng@seattleasg.org)

**Day Seamers** – Ongoing clothing and fit. ALL skill levels welcome.

When: Fourth Tuesday of every month, 10:30 AM

Where: Carolyn Barden's home, Lake Forest Park (send e-mail for location)

E-mail: [dayseamersng@seattleasg.org](mailto:dayseamersng@seattleasg.org)

### **Embroidery Group**

When: Third Thursday of every month, 7:00 PM

Where: Mary Ann's home, Bellevue (send e-mail for location)

E-mail: [maa@allenspace.net](mailto:maa@allenspace.net)



**Ronald McDonald Mending Group** – On going mending group for Ronald McDonald House. Bring your sewing machine or serger and your enthusiasm! Sit and sew to help those in need. Bring a lunch or buy one next door.

When: First Monday of every month, 10:00 AM – 2:00 PM

Where: Ronald McDonald House, 5130 40<sup>th</sup> Ave. NE, Seattle

E-mail: [rmhcmending@seattlelease.org](mailto:rmhcmending@seattlelease.org)

**SWAG** – Seattle Wearable Arts Group

When: First Friday of every month, 9:30 AM – 11:30 AM

Where: Zoom (occasional meetings at someone's home)

E-mail: [cynthiawriter@gmail.com](mailto:cynthiawriter@gmail.com)

**Working Women's Couture** – Practical Couture for Everyday

When: Fourth Saturday of every month, 10:00 AM

Where: Zoom

E-mail: [wwcoutureng@seattleasg.org](mailto:wwcoutureng@seattleasg.org)



## **KNOW YOUR CHAPTER ADVISORY BOARD (CAB)**

President - Carolyn Pauw Barden [president@seattleasg.org](mailto:president@seattleasg.org)

Secretary - Marion Scichilone [secretary@seattleasg.org](mailto:secretary@seattleasg.org)

Treasurer - Cori Hartje [treasurer@seattleasg.org](mailto:treasurer@seattleasg.org)

Retreats - Fran Daoust [retreats@seattleasg.org](mailto:retreats@seattleasg.org)

Education - Maris Olsen [edu\\_events@seattleasg.org](mailto:edu_events@seattleasg.org)

Historian - Bobbie Kalben [historian@seattleasg.org](mailto:historian@seattleasg.org)

Membership - Marcia DeKoekkoek [membership@seattleasg.org](mailto:membership@seattleasg.org)

Group Coordinator - Kathrine Dietz [ngcoordinator@seattleasg.org](mailto:ngcoordinator@seattleasg.org)

Social Media - OPEN POSITION [publicity@seattleasg.org](mailto:publicity@seattleasg.org)

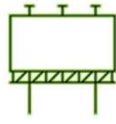
Special Events - Patty Teubner [events@seattleasg.org](mailto:events@seattleasg.org)

Webmaster - Cathy Katte [webmaster@seattleasg.org](mailto:webmaster@seattleasg.org)

Newsletter – Kathy Ives [newletter@seattleasg.org](mailto:newletter@seattleasg.org)

If you are interested in the open CAB positions, please contact us

[president@seattleasg.org](mailto:president@seattleasg.org)



## **SENSITIVITY POLICY**

The American Sewing Guild, Inc. (ASG) is committed to equal access and opportunity for all. To foster the spirit of community within the ASG and between ASG and the community at large, we will demonstrate respect and sensitivity toward one another through word and deed. While representing the ASG or participating in an ASG activity, we will not promote or endorse divisiveness regarding any of the above or any other area that may fall into the category of sensitive subject matter.



---

Copyright (C) 2023 Seattle ASG. All rights reserved.

Our mailing address is:  
20633 NE 66<sup>th</sup> Place  
Redmond, WA 98053

Want to change how you receive these emails?  
You can update your preferences or unsubscribe