



Seattle ASG Newsletter for January 2024, Volume 26, Number 1



FROM OUR CHAPTER PRESIDENT

Welcome to 2024 and *thank you* for trusting me to be your new Seattle ASG president. I am honored and excited to be the leader of such a talented group.

Here's a bit about me. I'm a Seattle native who was brought up in Lake City. I remember fondly trips to Ben Franklin for crafts and fabric in Lake City, now a brew pub, trips to the Singer store at Northgate, now a Kraken skating complex, and Fredrick & Nelson fabrics on the 6th floor, now Nordstroms. Are you seeing a pattern here? As a sewist it is necessary to change with the times, not always easy to do. Now I do a lot of shopping online for sewing supplies and fabric although my first preference is the old fashion brick and mortar fabric store. My first sewing lesson was at the Singer store at age 12. I made a pink and white checked dress with set in sleeves, fitted gathered skirt and zipper up the back. Pin, pin, rip, rip, and sew again. Hey, the dress was a success, it fit, and all the checks matched, and I learned (4 times) how to put in a zipper. My sewing skills improved as I continued to make garments and home dec over the years. My first sewing machine was a Bernina 830 bought in 1970. Still have it and a few more Berninas. You gotta have the right tools to create. When I retired, I decided to take up quilting and joined Quilters Anonymous. Love quilting, the comradery, and the making of memories through cloth. Garment sewing kept pulling at my heart though. In 2019 I found ASG and women who loved sewing as much as I did. So thankful I signed up and jumped right in volunteering as membership chair--best way to meet new people and become involved in an organization. My only regret is that I did not find Day Seamers with all their fitting expertise 25 years ago. When it comes to garment sewing, I make the pattern my own by getting creative. I do read *all* the directions, and then usually do it my way based on what I've learned over the years. Isn't that why we all sew, to put our mark on it.




We have an exciting year coming up: overnight retreats (2), day retreats (3), education classes, (4), another Picnic in the Park planned, and 2 more possible education classes. To know what's going on in the Chapter be sure and read your newsletter, check our website for the latest news, and read the emails we send. We keep emails only for the important need-to-know information -- something we feel is important to all members.

May each of you have a productive, learning year creating things you love and doing it with people who share your same interests. I encourage you to reach out to me with questions or ideas to make our Chapter even better. I'm looking forward to meeting and getting to know you in the coming year.

Cathy Katte - your new president

cathleenkatte@gmail.com

206-829-0212



LINKS TO CHAPTER AND ASG WEBSITES

Greater SeattleASG www.seattleasg.org

American Sewing Guild www.asg.org

Facebook Page

<https://www.facebook.com/groups/247194862603864/>

Instagram If you would like to share your work, new techniques learned, or just something your super excited about that you have created, share it with us! Please send 1-3 photos with your name and a brief description about what you did or learned! Two ways to share you can email your submissions to seattleasgsubmissions@gmail.com or you can text them to 425-606-4001

Seattle ASG Survey


A friendly reminder to all members to please fill out the survey presented at the November annual meeting and in the December issue of Sew Crazy. To know what you want the Chapter to do for you, we need you to tell us. This is your opportunity to shape the future of the Chapter. It only takes a few minutes to fill out. Unfortunately, your CAB can't read minds, so please help us.

“KIMONO REFASHIONED”


**by Yuki Morishima
and Rie Nil**

This wonderful book is a series of essays on the interplay of Japanese kimonos and European/American fashions over the centuries. The read is sometimes technical and intense—but never fear—you can enjoy this book even if you skip every bit of the text.

The color photos show Japanese garments, art prints and all the other things that illustrate the fascination the Western World has demonstrated for all things “Japonais”. The whole book is based on an exhibit at the Asian Art Museum of San Francisco that took place just pre-pandemic. I really wish I could have seen it in person. The next best thing is to feast my eyes on the pictures of all kinds of clothes, all kinds of amazing fabrics and all kinds of quirky objects that relate to this story. Really, set aside an evening to revel in the glory of this book. It is available from the King County Library System.



Carolyn Pauw-Barden



EDUCATION AND EVENTS

Duct Tape Body Double Workshop with Carolyn Barden

Saturday, February 3, 9am-4pm

Marsh Hall, St. John's Episcopal Church, Kirkland

Registration Fee: \$60.00

Make your own custom dress form! A dress form is a useful tool for all levels of sewists, but the \$150-\$2,000+ price tag is quite an investment. Now is your chance to make your own out of duct tape! Our very own Carolyn Barden will expertly guide you through each step of construction.

*******Is this the workshop for you?*******

Things to consider **BEFORE** registering...

- Do you suffer from fainting spells?
- Do you have claustrophobia?
- Do you have difficulty standing for an extended period of time?
- Do you need to urinate frequently?



If you answered "yes" to any of the above questions then we're sorry but this isn't the workshop for you. This is a demanding workshop and entails standing for a long period of time while tightly bound in duct tape.

Class size is limited to 24 individuals. Participants will be paired with a partner.

Participants are required to bring:

Fabric Measuring Tape

Paper Scissors

Poly-Fil (2-3 bed pillows worth – think of your torso. You'll need enough fil to compactly stuff your torso.)

Optional:

Upholstery Foam Remnants

STORING and USING your form: We recommend either attaching a stand or hanging it from the ceiling. Storing and using your form as is (without a stand or not hanging) is not recommended. Your form will tip over whenever you try to use it if it is unsupported.

Additional supplies you will need to purchase TO MAKE A STAND:

5' Steel Pole

Metal Plumbing Floor Flange to Match Steel Pole

Screws for Flange

18 inches of ¾" thick Plywood Board

4 Wheeled Casters with Screws

Drill, nice to have but not necessary

Instructions on constructing your stand will be provided, but you will do this at home.

No need to bring these supplies to class.

Additional supplies you will need to purchase TO HANG YOUR FORM FROM THE

CEILING:

12"-15" Chain

Rotating Plant Hook

You will do this at home. No need to bring these supplies to class.

If you want your form to be PIN-ABLE, you will also need to purchase:

4 way Stretch Fabric to make a covering (moulage). You will make this at home. No need to bring the fabric to class.

Fee: \$60.00 per person and includes a box lunch, guidance and complete instructions, and remaining supplies.

Registration Deadline: 9pm on January 31

Register here: <https://buy.stripe.com/6oEg1p1W8ab56Yg7sW>

Please direct any questions to mary-berg@comcast.net or edu_events@seattleasg.org

Upcoming Education Events

Saturday, February 3, 9am-4pm

In-person Workshop

Duct Tape Body Double Workshop with Carolyn Barden

Make your own dress form out of duct tape!

Registration limited to 24 participants and closes on January 31.

See website for complete details and registration link.

Saturday, March 9, 10-11:30am

On Zoom

****Nancy Nix-Rice Presents: Prints Part I***

Selecting Flattering Prints

Discover how to select prints that flatter you and showcase your unique personal characteristics – color temperature, value, and contrast, body scale, facial structure, fashion personality, textural elements and more.

Nancy's 12-point checklist guarantees you'll wear and sew only RIGHT prints, rather than letting wrong prints wear YOU. Registrants will have the opportunity to email Nancy a photo of themselves and up to 6 prints from their fabric stash for possible inclusion and discussion in her presentation.

Sunday, April 14, 2-3:30pm

On Zoom

****Nancy Nix Rice Presents: Prints Part II***

Combining Prints – What Works and Why

Nancy will discuss what to consider when combining different print fabrics within a garment to create an eye catching and cohesive look.

Register for Parts I and II separately. Complete registration details to come.

***Nancy will *not* be attending Sew Expo this year, but we have her on Zoom!**

Saturday, September 7, 10am-12pm

In-person Presentation

Forsaken to Fashion: Upcycling with Jacqué Goldsmith

An inspiring and fashion forward look at new ways to reduce, reuse, recycle. Registration details to come.



CHAPTER RETREATS



2024 Retreat

Seattle ASG offers two types of retreats, overnight for those that like to get away and immerse themselves in sewing, relaxing, reading a book, all the good things. Or for those that like to sew with friends but have pets, family, like sleeping in your own bed we have day retreats.

At retreats we have a variety of 'sewing'; garment sewing, quilting, machine embroidery, bag making, etc.

Registration information will be coming out soon, watch your newsletters and email blasts to register. Questions? Email Fran at retreats@seattleasg.org



LAUGH A LITTLE



New Neighborhood Groups

New neighborhood groups are in the process of forming:

Bellingham-Ferndale-Lynden Group

This group will be meeting the third Saturday of each month at Quality Sewing and Vacuum in Sunset Square, in Bellingham from 10:00 AM to 12:00 PM

If interested contact:

Janis Rose at: whatcomng@seattleasg.org

Sashiko Sewing Machine Group

If interested contact:

Mary Ann Allen at: mea@allenspace.net or call 425-746-4524




WELCOME TO NEW MEMBERS

Jennifer Carvalho	Seattle
Danielle LaVilla	Seattle
Susan Ball	Everett

Save the Date

- Registration Deadline for the Duct Tape Dress Form- January 31 9:00PM
- Duct Tape Dress Form Class- February 3
- Nancy Nix Rice Class, Prints Part 1- March 9
- Overnight Retreat at Dumas Bay-April 5, 6, & 7
- Nancy Nix Rice Class, Prints Part 2- April 14
- Day Retreat at Quilting Mayhem- June 7, 8, & 9 (2 or 3 days your choice)
- Day Retreat at Quilting Mayhem- August 9, 10, & 11 (2 or 3 days your choice)
- Jacque Goldsmith Class, Forsaken to Fashion: Upcycling- September 7
- Overnight Retreat at Camp Huston- October 3, 4, 5, & 6 (3 or 4 days your choice)
- Day Retreat at Quilting Mayhem- November 8, 9, & 10 (2 or 3 days your choice)





NEIGHBORHOOD & SPECIAL INTEREST GROUPS

You are always welcome to attend any of these groups. Reach out for more information.

Bellevue

When: First Monday of every month, 4:00 PM – 5:30 PM

Where: **Quality Sewing and Vacuum**, 4315 NE 20th St., Bellevue

E-mail: bellevueng@seattleasg.org

Everett

When: Third Monday of every month, 4:00 PM – 5:30 PM

Where: **Quality Sewing and Vacuum**, 1201 SE Everett Mall Way #A, Everett

E-mail: everettng@seattleasg.org

Greater Seattle ASG Zoom

When: Second Saturday of every month, 10:00 AM

Where: Zoom

E-mail: suetripp98@seattleasg.org

North Seattle

When: Third Sunday every Month, 1:00 PM – 3:00 PM

Where: Greenwood Senior Center, 525 N 85th St., Seattle

E-mail: northseattleng@seattleasg.org

Skagit Valley

When: Second Monday of every month, 3:30 PM – 5:30 PM

Where: **Quality Sewing and Vacuum**, 426 E College Way, Mount Vernon

E-mail: skagitvalleyng@seattleasg.org

West Seattle

When: Third Saturday of every month, 10:00 AM – 12:00 PM

Where: Barbara O'Steen's Home, 4364 SW Cloverdale St., Seattle

E-mail: westseattleng@seattleasg.org

Whatcom

When: Third Saturday 10:00 AM – 12:00 PM

Where: Quality Sewing and Vacuum, 1125 East Sunset Dr. #120, Bellingham

E-mail: whatcomng@seattleasg.org

West Seattle

When: Third Saturday of every month, 10:00 AM – 12:00 PM

Where: Barbara O'Steen's Home, (send e-mail for address)

E-mail: westseattleng@seattleasg.org

Day Seamers – Ongoing clothing and fit. ALL skill levels welcome.

When: Fourth Tuesday of every month, 10:30 AM

Where: Carolyn Barden's home, Lake Forest Park (send e-mail for location)

E-mail: dayseamersng@seattleasg.org

Embroidery Group

When: Third Thursday of every month, 7:00 PM

Where: Mary Ann's home, Bellevue (send e-mail for location)

E-mail: maa@allenspace.net

Ronald McDonald Mending Group – On going mending group for Ronald McDonald House. Bring your sewing machine or serger and your enthusiasm! Sit and sew to help those in need. Bring a lunch or buy one next door.

When: First Monday of every month, 10:00 AM – 2:00 PM

Where: Ronald McDonald House, 5130 40th Ave. NE, Seattle

E-mail: rmhcmending@seattleasg.org

SWAG – Seattle Wearable Arts Group

When: First Friday of every month, 9:30 AM – 11:30 AM

Where: Zoom (occasional meetings at someone's home)

E-mail: cynthiawriter@gmail.com

Working Women's Couture – Practical Couture for Everyday

When: Fourth Saturday of every month, 10:00 AM

Where: Zoom

E-mail: wwcoutureng@seattleasg.org



KNOW YOUR CHAPTER ADVISORY BOARD (CAB)

President - Cathy Katte president@seattleasg.org

Secretary - Marion Scichilone secretary@seattleasg.org

Treasurer - Cori Hartje treasurer@seattleasg.org

Retreats - Fran Daoust retreats@seattleasg.org

Education – Mary Berg edu_events@seattleasg.org

Historian - Bobbie Kalben historian@seattleasg.org

Membership - Marcia DeKoekkoek membership@seattleasg.org

Group Coordinator - Kathrine Dietz ngcoordinator@seattleasg.org

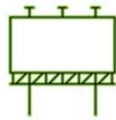
Social Media - OPEN POSITION publicity@seattleasg.org

Special Events - Patty Teubner events@seattleasg.org

Webmaster - OPEN POSITION webmaster@seattleasg.org

Newsletter – Kathy Ives newletter@seattleasg.org

If you are interested in the open CAB positions, please contact us
president@seattleasg.org



SENSITIVITY POLICY

The American Sewing Guild, Inc. (ASG) is committed to equal access and opportunity for all. To foster the spirit of community within the ASG and between ASG and the community at large, we will demonstrate respect and sensitivity toward one another through word and deed. While representing the ASG or participating in an ASG activity, we will not promote or endorse divisiveness regarding any of the above or any other area that may fall into the category of sensitive subject matter.



Copyright (C) 2023 Seattle ASG. All rights reserved.

Our mailing address is:
20633 NE 66th Place
Redmond, WA 98053

Want to change how you receive these emails?
You can update your preferences or unsubscribe